


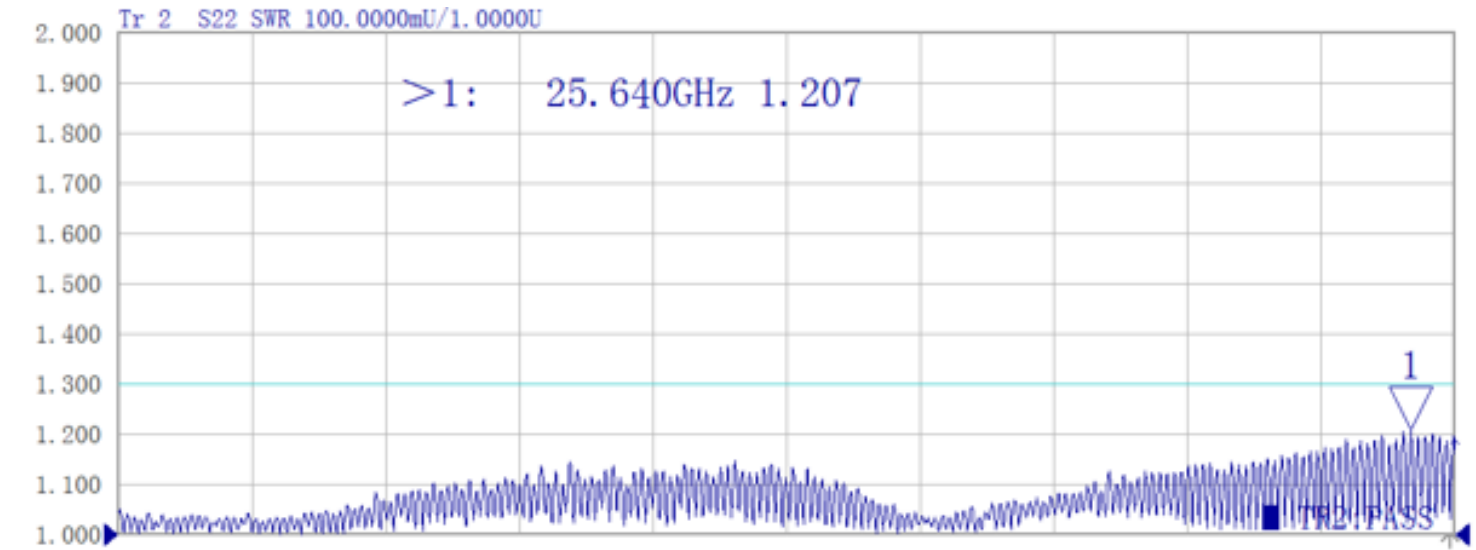
Standard length tolerance	
L (inches)	Tolerance (inches)
2.0 - 5.9	+/-0.125
6.0 - 11.9	+/-0.187
12.0 - 23.9	+/-0.250
24.0 - 35.9	+/-0.313
36.0 - 47.9	+/-0.375
48.0 - 59.9	+/-0.500
60.0 - 71.9	+/-0.563
72.0 - 83.9	+/-0.625
>83.9	Please contact evissap

Description:

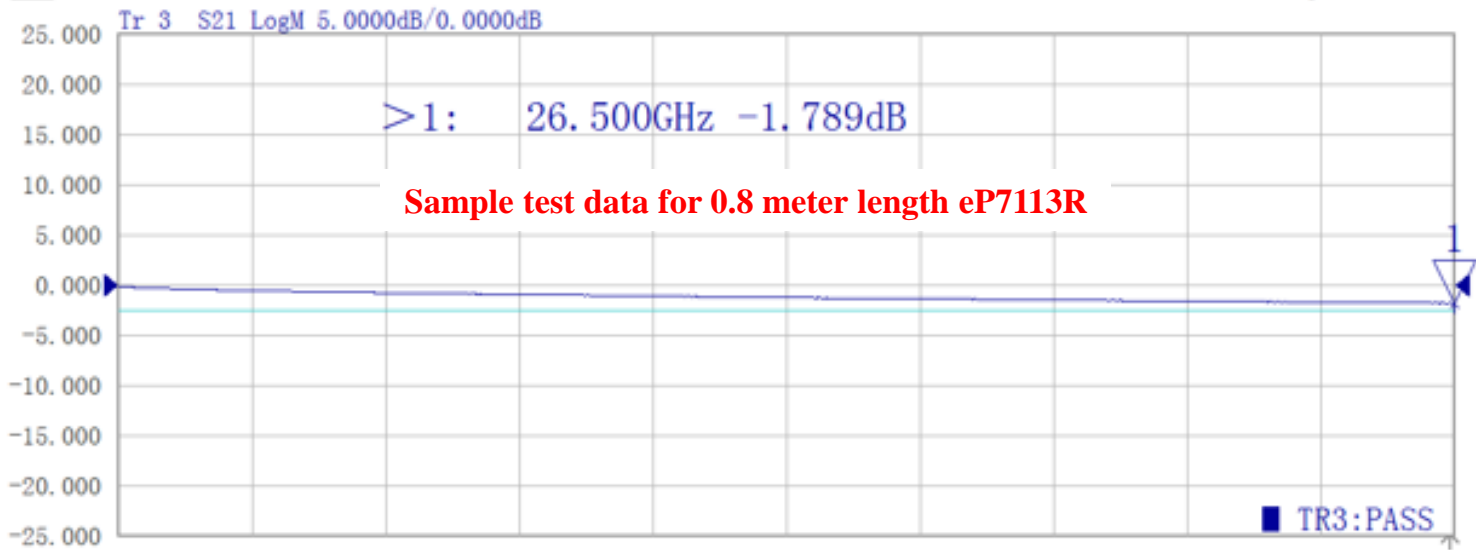
- Frequency range: DC – 26.5 GHz
- VSWR typically $\leq 1.30:1$ @ 26.5 Ghz
- Raw cable insertion loss is ~ 0.72 dB / FT @ 26.5 GHz
- Phase stability vs flexure @ 6" diameter coil : +/- 3 deg @ 26.5 GHz
- Amplitude stability vs flexure @ 6" diameter coil: < 0.05 dB @ 26.5 GHz

All DIMENSIONS ARE IN INCHES UNLESS OTHERWISE SPECIFIED	SIZE A	SCALE NO	
	REV. B	SHEET 1/1	
CAGE CODE: 4KGK3	Title: eP7113R		Title: 3.5mm Male to 3.5mm Female, armored phase stable

Contact us:
E-mail: sales@evissap.com



2 Ch1 Start:50.0000MHz — Stop:26.5000GHz



3 Ch1 Start:50.0000MHz — Stop:26.5000GHz

Sample test data for 0.8 meter length eP7113R